

Tools

F19 F06 01 (F19L0801+F19Z0101) <http://lampshopping.ru>

FE Design

8 800 301-72-50

fixed semirecessed light with structure in wear-resistant plastic Grivory® material designed to withstand high temperatures. Design conceived to reduce the time required for installation, assembly and maintenance.

tipology



bulb included

LED 700mA
3x3W-40°
WHITE 3000K
450 lm
Cri 80



volume - weight

0,008 m³ - 0,51 Kg

technical information



accessories included

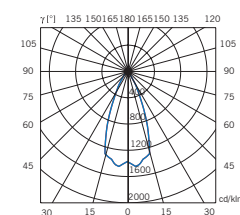
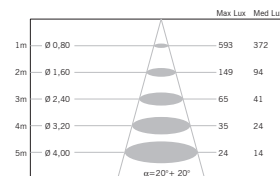
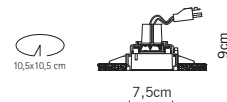


notes

The price of code includes the wallbox and the electrification.
If you want to buy the single component order:
F19L0801 (electrification)
F19Z0101 (wallbox)

accessories not included

A50103 Converter for high brightness LEDs 3W (min 9W-max 27W) (max 3 spot)
A50105 Converter for high brightness LEDs 700mA (max 12W) (max 1 spot)



Tools F19 Montaggio Assembling



Scegliere la dimensione del foro da fare sul cartongesso in base al tipo di cassaforma.

Determine the size of the hole to be made in the plasterboard, depending on the type of formwork.



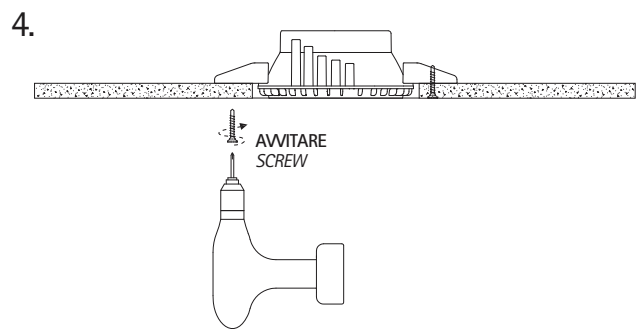
La cassaforma viene fornita già predisposta per lo spessore di 12,5 mm del cartongesso. Per spessori diversi spostare le alette.

The formwork is supplied ready for a plasterboard thickness of 12.5 mm. For other thicknesses, move the tabs.



Inserire la cassaforma all'interno del cartongesso e posizionarla in corrispondenza del foro.

Fit the formwork inside the plasterboard and position it over the hole.



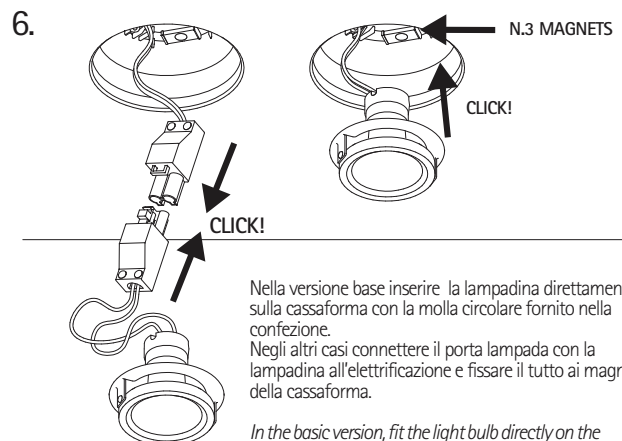
In corrispondenza delle alette, fissare la cassaforma al cartongesso utilizzando i viti incluse nella confezione.

Where the tabs are, fasten the formwork to the plasterboard using the screws provided in the pack.



Stuccare perfettamente i bordi della cassaforma in modo da uniformare la finitura del soffitto con l'interno della cassaforma.

Perfectly plaster the edges of the formwork so the ceiling finish is uniform with the inside of the formwork.



Nella versione base inserire la lampadina direttamente sulla cassaforma con la molla circolare fornita nella confezione.
Negli altri casi connettere il porta lampada con la lampadina all'elettrificazione e fissare il tutto ai magneti della cassaforma.

*In the basic version, fit the light bulb directly on the formwork using the round spring provided in the pack.
In other cases, connect the lamp holder with light bulb to the power supply and fasten the whole to the formwork magnets.*