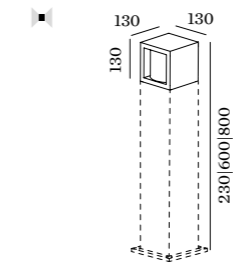


## 1.0

LED 8W | 220-240VAC | 50-60Hz  
PCB 3-step | incl. PS | phase-cut dim  
aluminium powder coated

CE 2.29kg ± 960° IP65 0.3 P



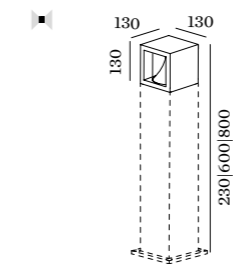
3000K | >85CRI | 665lm | opal glass

724174D4

## 2.0

LED 8W | 220-240VAC | 50-60Hz  
PCB 3-step | incl. PS | phase-cut dim  
aluminium powder coated

CE 2.29kg ± 960° IP65 0.3 P



3000K | >85CRI | 720lm | clear glass

724274D4

### ALWAYS USE

base 230 910033D0

base 600 910036D0

base 800 910038D0

invisible fixation  
base 230 910032D0

### OPTIONAL

ground spike for invisible base  
230 90013104

ground fixation for base  
230 | 600 | 800 90013303

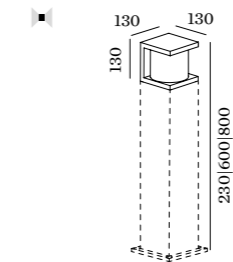


# PALLUZ C

## 1.0

LED 8W | 220-240VAC | 50-60Hz  
PCB3-step | incl. PS | phase-cut dim  
aluminium powder coated

CE 1.3kg ⊕ 960° IP65  $\approx 0.3$  P



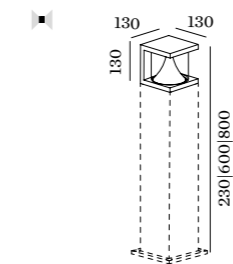
3000K | >85CRI | 665lm | opal glass

**724374D4**

## 2.0

LED 8W | 220-240VAC | 50-60Hz  
PCB3-step | incl. PS | phase-cut dim  
aluminium powder coated

CE 1.3kg ⊕ 960° IP65  $\approx 0.3$  P



3000K | >85CRI | 720lm | clear glass

**724474D4**

### ALWAYS USE

base 230 **910033D0**

base 600 **910036D0**

base 800 **910038D0**

invisible fixation  
base 230 **910032D0**

### OPTIONAL

ground spike for invisible base  
230 **90013104**

ground fixation for base  
230 | 600 | 800 **90013303**

