

8 800 301-72-50
<http://lampshopping.ru>



SIRRO

INTERIOR | CEILING SURFACE

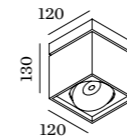
1.0 LED

LED 10W | 220-240VAC | 50-60Hz
 COB 3-step | incl. PS | phase-cut dim
 aluminium powder coated | brushed

CE 0.85kg ⊕ 960° IP20 τ 0,3 ρ λ 36°

☑ 35°/35°

☑ 355°



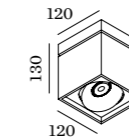
1.0 PAR16



PAR16 max. 50W | GU10
 220-240VAC | 50-60Hz
 aluminium powder coated | brushed

CE 0.81kg ⊕ 960° IP20 τ 0,9 ρ

☑ 35°/35°

☑ 355°



-  **139164W** _
-  **139164E** _
-  **139164F** _

-  **139120W0** _

LIGHT COLOUR

- 2200K | >80CRI | 465lm **1**
- 2700K | >90CRI | 590lm **3**
- 3000K | >90CRI | 640lm **5**

OPTIONAL

- PAR16 LED GU10 6W phase-cut dim
 2700K 390lm **901228W2**
- 3000K 410lm **901228W4**
- PAR16 LED GU10 7W ambient white dim
 1800-3000K **901229S9**





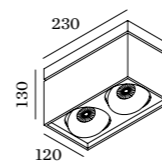
2.0 LED

2xLED 10W | 220-240VAC | 50-60Hz
COB 3-step | incl. PS | phase-cut dim
aluminium powder coated | brushed

CE 1.57kg ⊕ 960° IP20 $\pm 0,3$ P $\Lambda 36^\circ$

↕ 35°/35°

↻ 355°



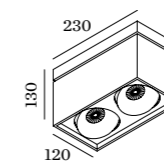
2.0 PAR16

2xPAR16 max. 50W | GU10
220-240VAC | 50-60Hz
aluminium powder coated | brushed

CE 1.51kg ⊕ 960° IP20 $\pm 0,9$ D

↕ 35°/35°

↻ 355°



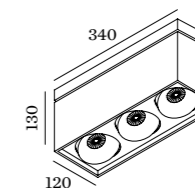
3.0 LED

3xLED 10W | 220-240VAC | 50-60Hz
COB 3-step | incl. PS | phase-cut dim
aluminium powder coated | brushed

CE 2.21kg ⊕ 960° IP20 $\pm 0,3$ P $\Lambda 36^\circ$

↕ 35°/35°

↻ 355°



LIGHT COLOUR

2200K | >80CRI | 2x465lm **1**

2700K | >90CRI | 2x590lm **3**

3000K | >90CRI | 2x640lm **5**

OPTIONAL

PAR16 LED GU10 6W phase-cut dim
2700K 390lm **901228W2**

3000K 410lm **901228W4**

PAR16 LED GU10 7W ambient white dim
1800-3000K **901229S9**

LIGHT COLOUR

2200K | >80CRI | 3x465lm **1**

2700K | >90CRI | 3x590lm **3**

3000K | >90CRI | 3x640lm **5**

