

Tools

F19 F41 15

FE Design

8 800 301-72-50
<http://lampshopping.ru>



Adjustable semirecessed light with structure in wear-resistant plastic Grivory® material designed to withstand high temperatures, and chromed or powder-painted metal. Design conceived to reduce the time required for installation, assembly and maintenance.

tipology



suggested bulb and options (n.i.)

A10704C10	A10705C01
GU5,3	GU5,3
1x50W	1x4W
HRGS	
38°	



volume - weight

0,008 m³ - 0,54 Kg

technical information

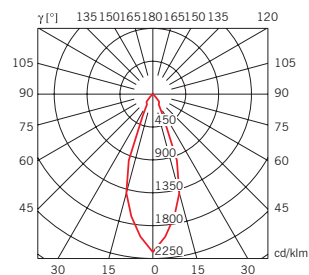
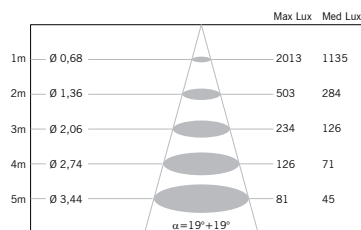
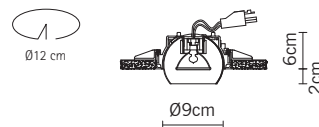


accessories included

notes

accessories not included

- A22101 Electronic transformer 60W 230/12V (min 10W-max 60W) (max 1 spot)
- A22102 Electronic transformer 100W 230/12V (min 35W-max 100W) (max 2 spot)
- A22201 Electronic transformer 150W 230/12V (min 75W-max 150W) (min2-max 3 spot)
- A22202 Electronic transformer 200W 230/12V (min 100W-max 200W) (min2-max 4 spot)



Tools F19 Montaggio Assembling



Scegliere la dimensione del foro da fare sul cartongesso in base al tipo di cassaforma.

Determine the size of the hole to be made in the plasterboard, depending on the type of formwork.



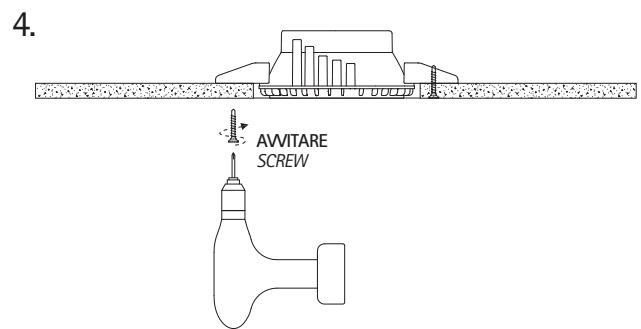
La cassaforma viene fornita già predisposta per lo spessore di 12,5 mm del cartongesso. Per spessori diversi spostare le alette.

The formwork is supplied ready for a plasterboard thickness of 12.5 mm. For other thicknesses, move the tabs.



Inserire la cassaforma all'interno del cartongesso e posizionarla in corrispondenza del foro.

Fit the formwork inside the plasterboard and position it over the hole.



In corrispondenza delle alette, fissare la cassaforma al cartongesso utilizzando i viti incluse nella confezione.

Where the tabs are, fasten the formwork to the plasterboard using the screws provided in the pack.



Stuccare perfettamente i bordi della cassaforma in modo da uniformare la finitura del soffitto con l'interno della cassaforma.

Perfectly plaster the edges of the formwork so the ceiling finish is uniform with the inside of the formwork.



Nella versione base inserire la lampadina direttamente sulla cassaforma con la molla circolare fornito nella confezione. Negli altri casi connettere il porta lampada con la lampadina all'elettrificazione e fissare il tutto ai magneti della cassaforma.

In the basic version, fit the light bulb directly on the formwork using the round spring provided in the pack. In other cases, connect the lamp holder with light bulb to the power supply and fasten the whole to the formwork magnets.