

8 800 301-72-50  
<http://lampshopping.ru>

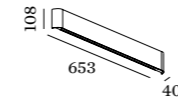


# CURVUS

## 6.0

⇒ 2xT16 14W | G5  
220-240VAC | 50-60Hz | EVG  
aluminium brushed | steel

CE 1.86kg ⊕ 960° IP20 ⚡0.5 Ⓟ

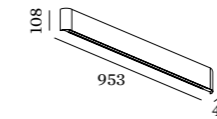


3161T3L0

## 9.0

⇒ 2xT16 21W | G5  
220-240VAC | 50-60Hz | EVG  
aluminium brushed | steel

CE 2.53kg ⊕ 960° IP20 ⚡0.5 Ⓟ

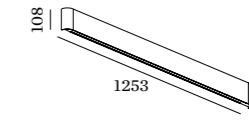


3162T3L0

## 12.0

⇒ 2xT16 28W | G5  
220-240VAC | 50-60Hz | EVG  
aluminium brushed | steel

CE 3.19kg ⊕ 960° IP20 ⚡0.5 Ⓟ

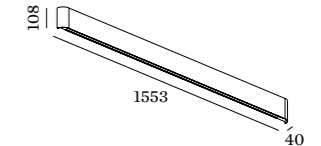


3163T3L0

## 15.0

⇒ 2xT16 35W | G5  
220-240VAC | 50-60Hz | EVG  
aluminium brushed | steel

CE 3.64kg ⊕ 960° IP20 ⚡0.5 Ⓟ



3164T3L0

INTERIOR | WALL SURFACE

